

How to Register with ParentMail by Email (for the First Time)


Welcome to your ParentMail account. We hope you're going to enjoy receiving your school communications online. Before doing anything else, you need to register your account – the good news is, this can be done in minutes.

Your school will send you an email registration link (if they have your email address in their ParentMail system).

If you haven't registered with ParentMail before, please follow these instructions to register as a new user.

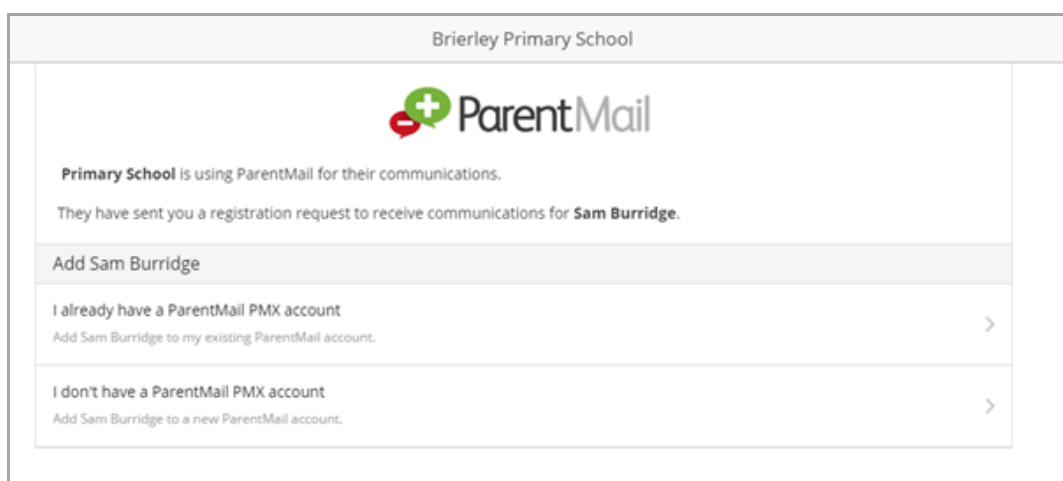
Registering your Account

1. To register your account, click the **Register** button in the email message you received.




Note: If you haven't received the email from your school, please check your spam/junk folders. If you find the email in your spam/junk folder, please change your account settings to mark ParentMail as a safe sender. Please also add info@parentmail.co.uk to your contact address book to avoid missing out on future emails.

2. Select the **I don't have a ParentMail PMX account** option.



3. Enter your child's date of birth in dd/mm/yyyy format then click the **Verify Now** button.

Verification



For security we need to verify that you should be connected to **Sam Burridge**.

Please enter Sam Burridge's date of birth below:

dd/mm/yyyy


01/01/2001 x ↕ ▼

Verify Now...

If you receive an error message regarding an invalid DOB, please try the following:

- Contact the school to check they hold the correct DOB for your child
 - Try registering using a different device from the current device you are using, e.g. laptop, iPad, phone.
 - Try registering using a different browser from the current browser you are using
4. Your details are then displayed. Check these details are correct and make any corrections necessary.
 5. Enter a new password in the **New ParentMail Password** field then enter the same password in the **Confirm ParentMail** password field. The password must be a minimum of 8 characters and must contain at least 1 number.

Your Details



Thanks, that date of birth matched our records.

Finally we just want to check we have the correct details **for you**. Please take a look over these and change anything that's incorrect.

Please verify your details below:


Email Address jeremy.burridge@mailinator.com	Confirm Email jeremy.burridge@mailinator.com	Mobile Number
Title Mr ▼	First Name Jeremy	Last Name Burridge

Please enter a password below:

New ParentMail Password	Confirm ParentMail Password
----------------------------------	--------------------------------------

Complete Registration

6. Click the **Complete Registration** button. A success message is displayed confirming that the process is complete.



7. You have now completed the ParentMail account registration process and will now receive messages from your child's school relating to all your children who attend. Click the **Let's Go** button to launch ParentMail and start managing your account.

Downloading the ParentMail App

If you have an Android or Apple device, you can download the free ParentMail app to manage your account on the go.



IOS Device



Android Device

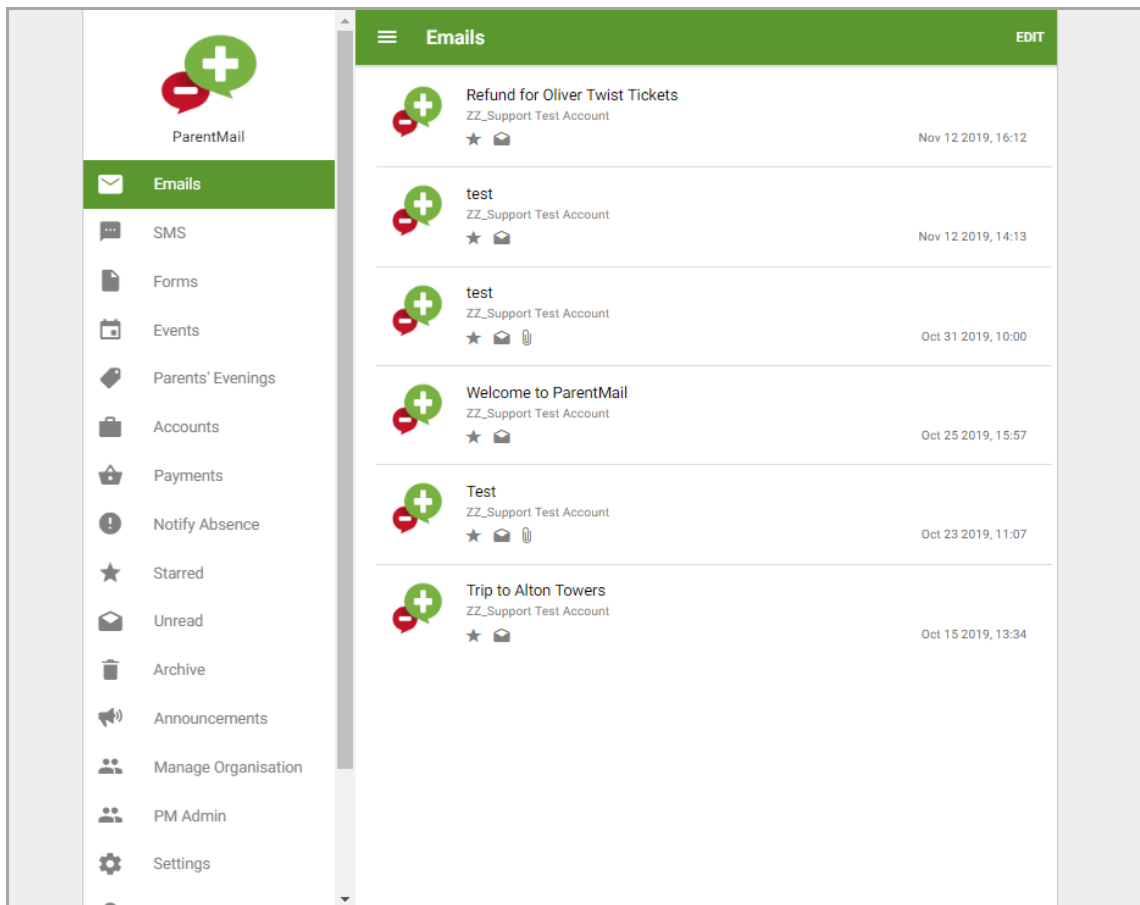
Logging into your ParentMail Account

You can log into your ParentMail account on any device with an internet browser, by entering the following address:

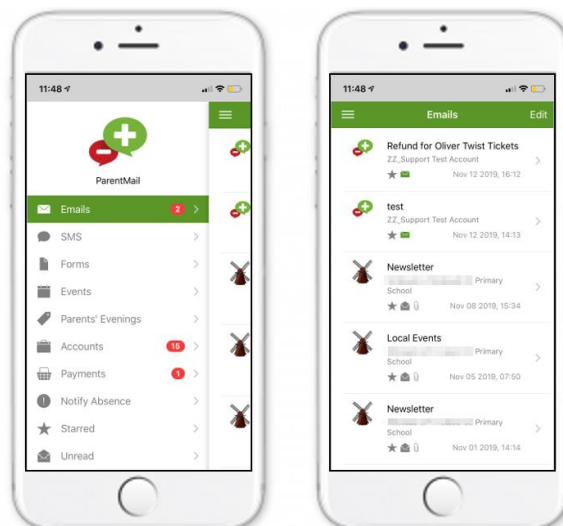
<https://pmx.parentmail.co.uk/>

Once logged in, your view of ParentMail (referred to as a feed) will appear similar to the following graphics:

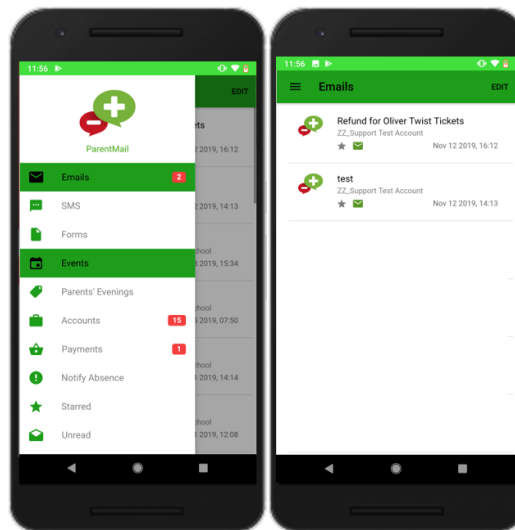
Desktop device



IOS Device



Android device:



Don't worry if you can't see any messages straight away, your school may not have sent you messages yet. When messages do start to appear, you will notice notification badges appearing adjacent to the appropriate menu option.



Providing Feedback on our Documentation

If you have any feedback, comments or suggestions regarding our documentation, please email:



documentation-parentmail@iris.co.uk

DOCUMENT REFERENCE	DESCRIPTION
TM-100619-CUS-E6-V6-1.0	Initial release